

.100"(2.54mm) pitch single row pin headers

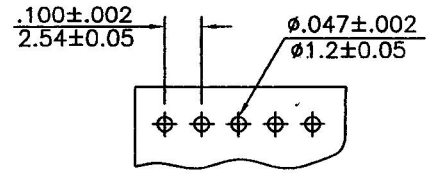


CW251 Series

- * Poles:2-20
- * Material:Insulator:NYLON UL 94V-2, Color Ivory
- * Contact:0.64mm(.025") square pin,brass tin plated
- * Mates with CH251-XX series housing

Specifications

- * Current rating: 3A AC, DC
- * Voltage rating: 250V AC, DC
- * Temperature range: -25°C~+85°C
- * Insulation resistance: 1,000M Ω min.
- * Withstand voltage: 1,000 AC/minute
- * Applicable PC board thickness: .063" (1.6mm)



P.C. Board Layout

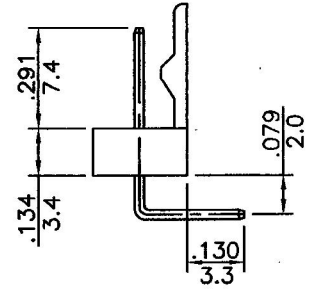
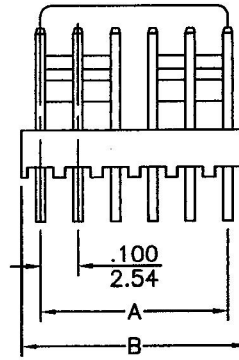
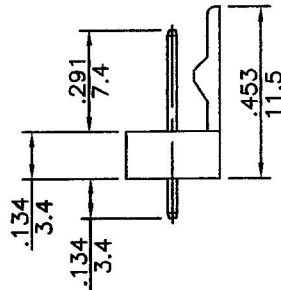
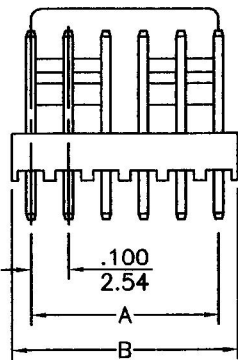
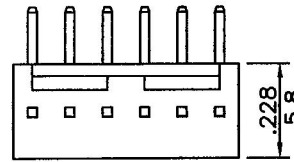
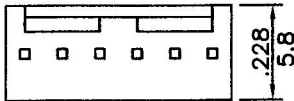
P/N: CW251S-XX

Straight Angle

P/N: CW251R-XX

Right Angle

inches
mm



CKTS	PART NO.	DIM. "A"	DIM. "B"	CKTS	PART NO.	DIM. "A"	DIM. "B"
2	CW251X-02	0.100(2.54)	0.200(5.08)	11	CW251X-11	1.000(25.40)	1.100(27.94)
3	CW251X-03	0.200(5.08)	0.300(7.62)	12	CW251X-12	1.100(27.94)	1.200(30.48)
4	CW251X-04	0.300(7.62)	0.400(10.16)	13	CW251X-13	1.200(30.48)	1.300(33.02)
5	CW251X-05	0.400(10.16)	0.500(12.70)	14	CW251X-14	1.300(33.02)	1.400(35.56)
6	CW251X-06	0.500(12.70)	0.600(15.24)	15	CW251X-15	1.400(35.56)	1.500(38.10)
7	CW251X-07	0.600(15.24)	0.700(17.78)	16	CW251X-16	1.500(38.10)	1.600(40.64)
8	CW251X-08	0.700(17.78)	0.800(20.32)	17	CW251X-17	1.600(40.64)	1.700(43.18)
9	CW251X-09	0.800(20.32)	0.900(22.86)	18	CW251X-18	1.700(43.18)	1.800(45.72)
10	CW251X-10	0.900(22.86)	1.000(25.40)	20	CW251X-20	1.900(48.26)	2.000(50.80)